



Onward/Circular Migration and Integration: *A Canadian Perspective*

Elizabeth Ruddick, Citizenship and Immigration Canada
13th International Metropolis Conference
Bonn - October, 2008



Citizenship and
Immigration Canada

Citoyenneté et
Immigration Canada

Introduction

- ◆ Canada has a formal program to admit immigrants as permanent residents, with a view of them becoming citizens and remaining in Canada
- ◆ However, some immigrants – and Canadian-born alike – emigrate to live permanently (or temporarily) in another country
- ◆ Is this a “problem” with a policy response or a “phenomenon”?
- ◆ What do we know?



Outline

- ◆ Data Source
 - Longitudinal Immigrant Database (IMDB)
- ◆ Onward migration of Canadian immigrants
 - What factors affect rates? (e.g. landing cohort, socio-demographic characteristics, country of last permanent residence)
- ◆ Special cases
 - United States, Hong Kong, Lebanon
- ◆ Canadians abroad
 - Where are they?



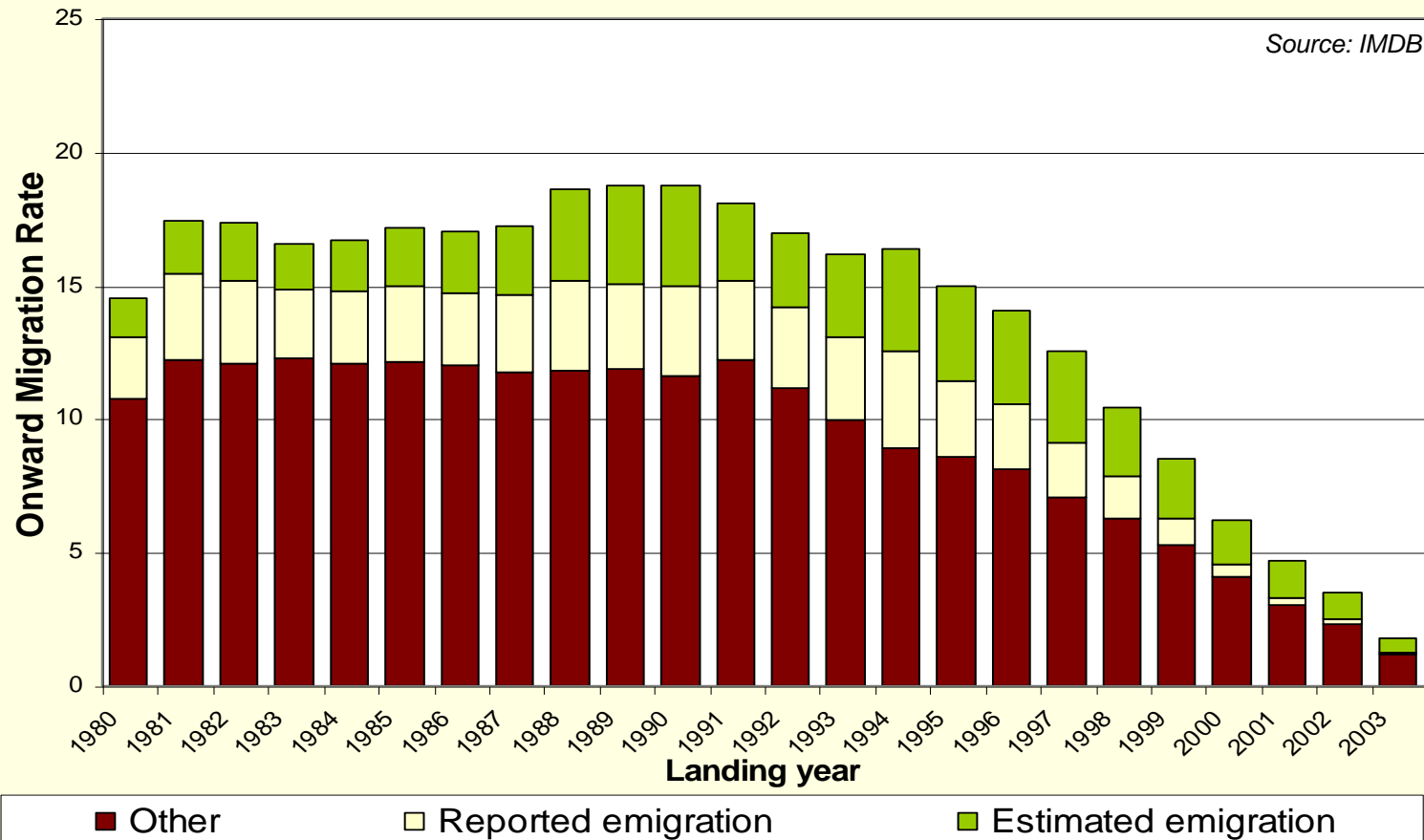


The Longitudinal Immigration Database (IMDB)

- ◆ Administrative database combining records on immigration, employment, and taxation activities into a comprehensive source of data on economic integration, and on secondary migration of the landed immigrant population in Canada :
 - Permanent resident data system (PRDS, LIDS, IMM1000)
 - Personal income tax return
 - Statement of Remuneration Paid

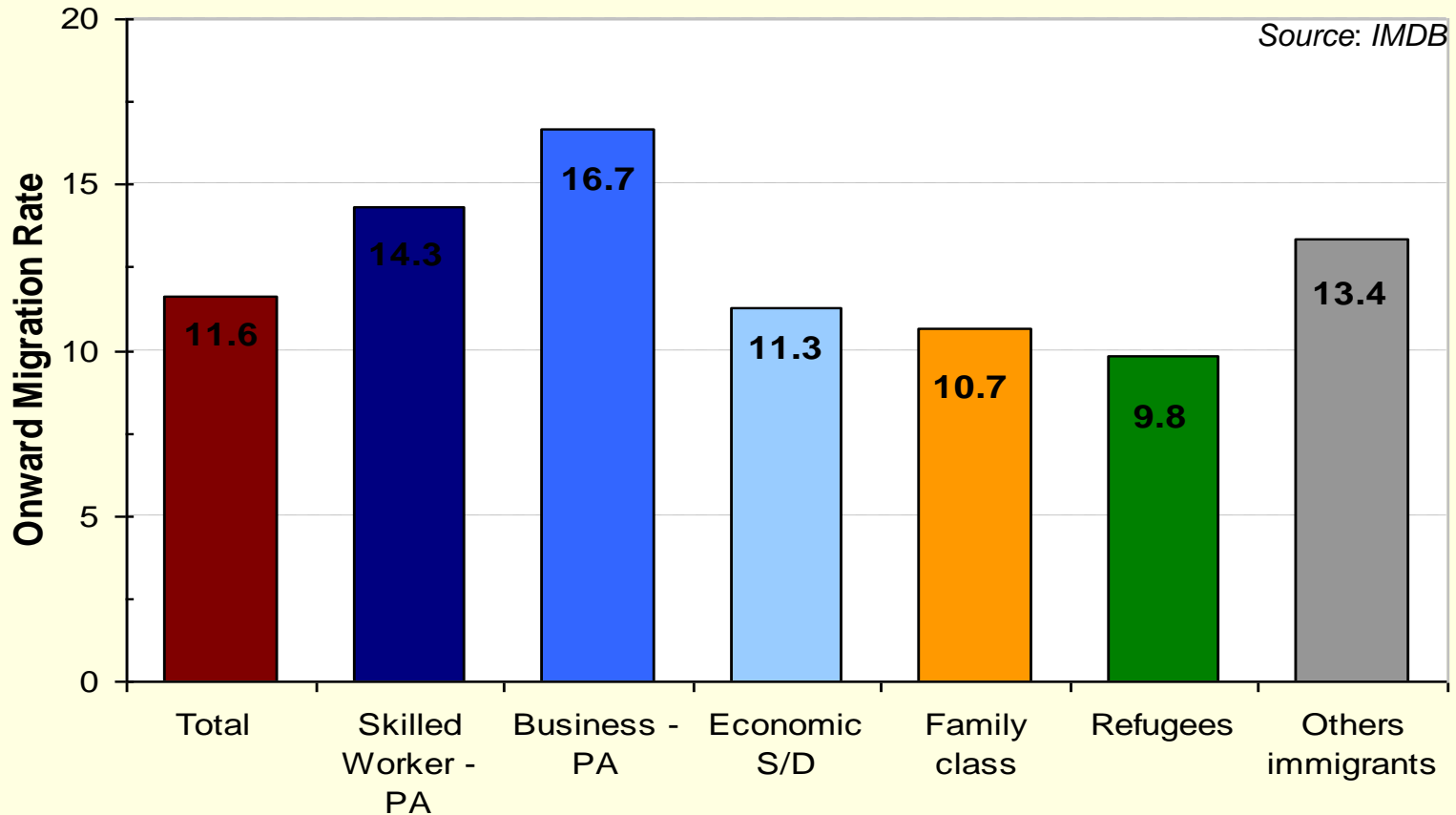


Onward Migration - Landing Cohort, 1980-2003



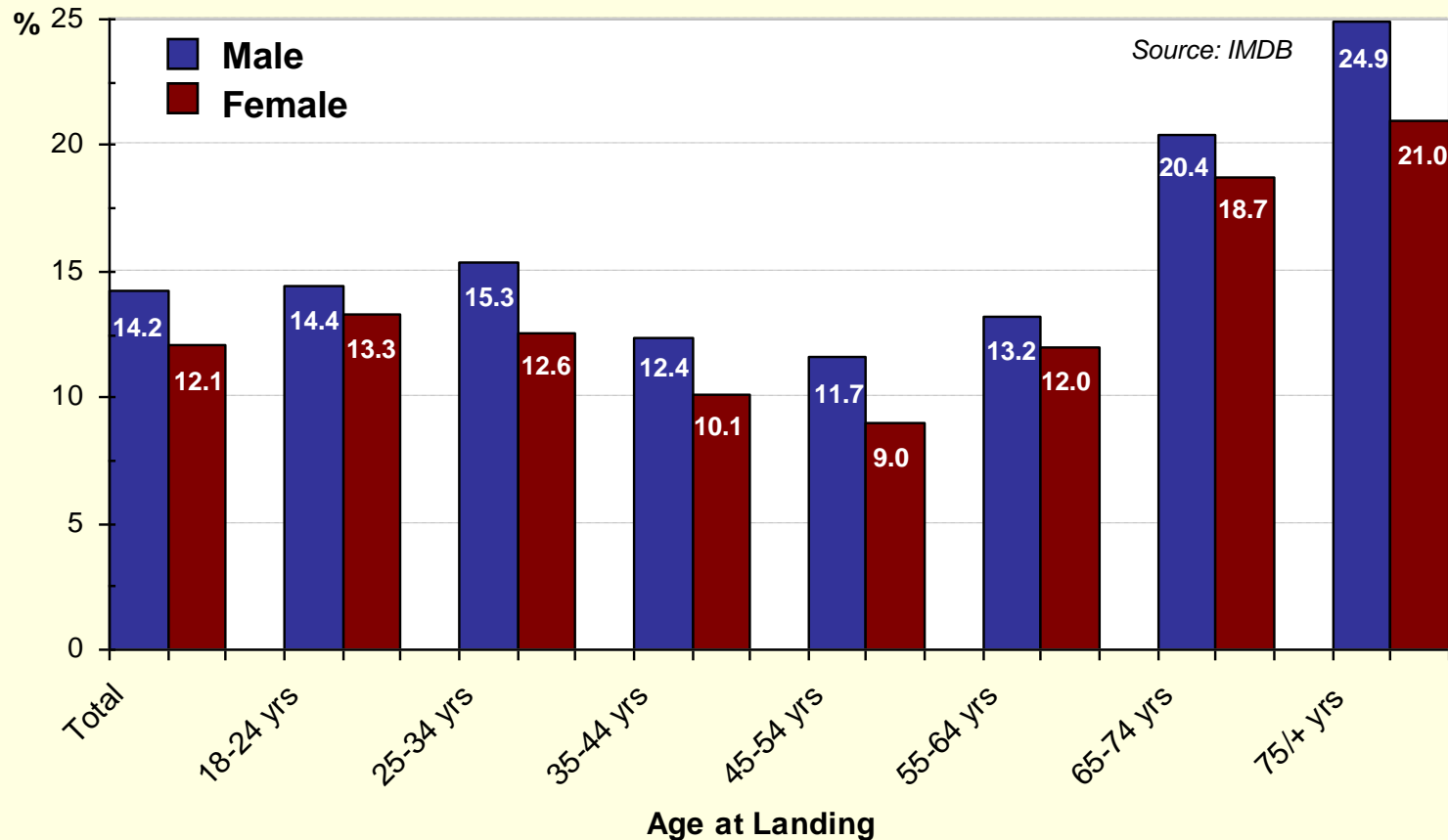
- ◆ Overall, **13.1%** of immigrants aged 18 and over, who landed between 1980 and 2003, seem to have left the country.

Onward Migration – Immigrant Category, 1980-2005



- ◆ Economic principal applicants (including skilled worker principal applicants) have the highest onward migration rates.

Onward Migration – Gender & Age at Landing, 1980-2005



- ◆ Those who are of core working age (25-45 years of age) have the lowest onward migration rates.

Onward Migration - Other factors

- ◆ Onward migration rate varies by ...

 - ... Province of Intended Destination

 - Immigrants intending to reside in the Atlantic region have the highest onward migration rate (20%) while those intending to reside in Manitoba have the lowest rate (12%)

 - ... Level of Education (at time of landing)


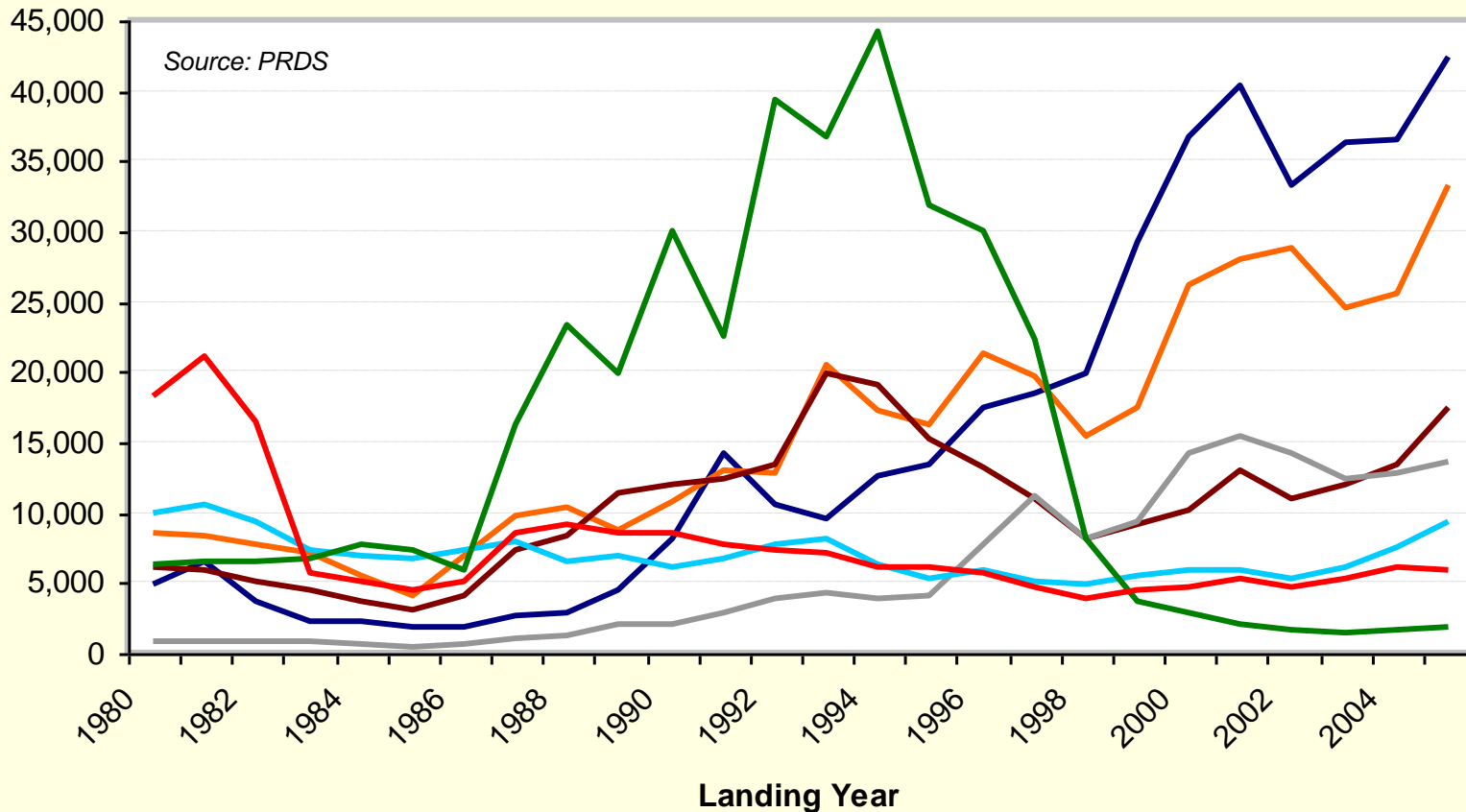
 - There is a clear positive relationship between level of education and the onward migration rate. Those with high school or less have a rate of 12% while those with a Master's degree or Doctorate have rates of 17% and 22%, respectively.

 - ... Knowledge of official language (at time of landing)

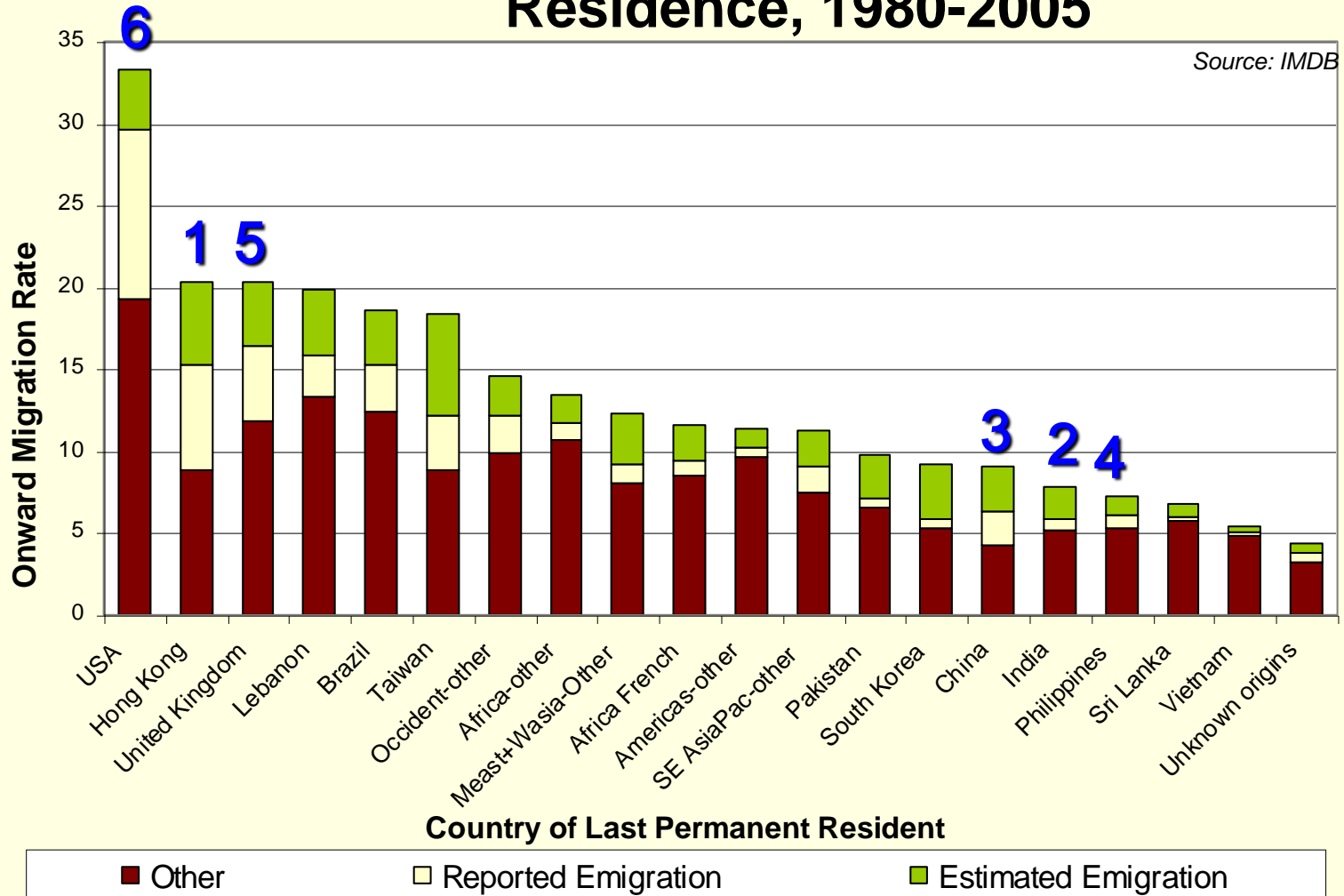
 - Bilingual immigrants have the highest rate of onward migration, whereas those who do not speak either official language have the lowest rate.



Landings - Country of Last Permanent Residence, (Top Five + HK and UK) 1980-2005



Onward Migration - Country of Last Permanent Residence, 1980-2005

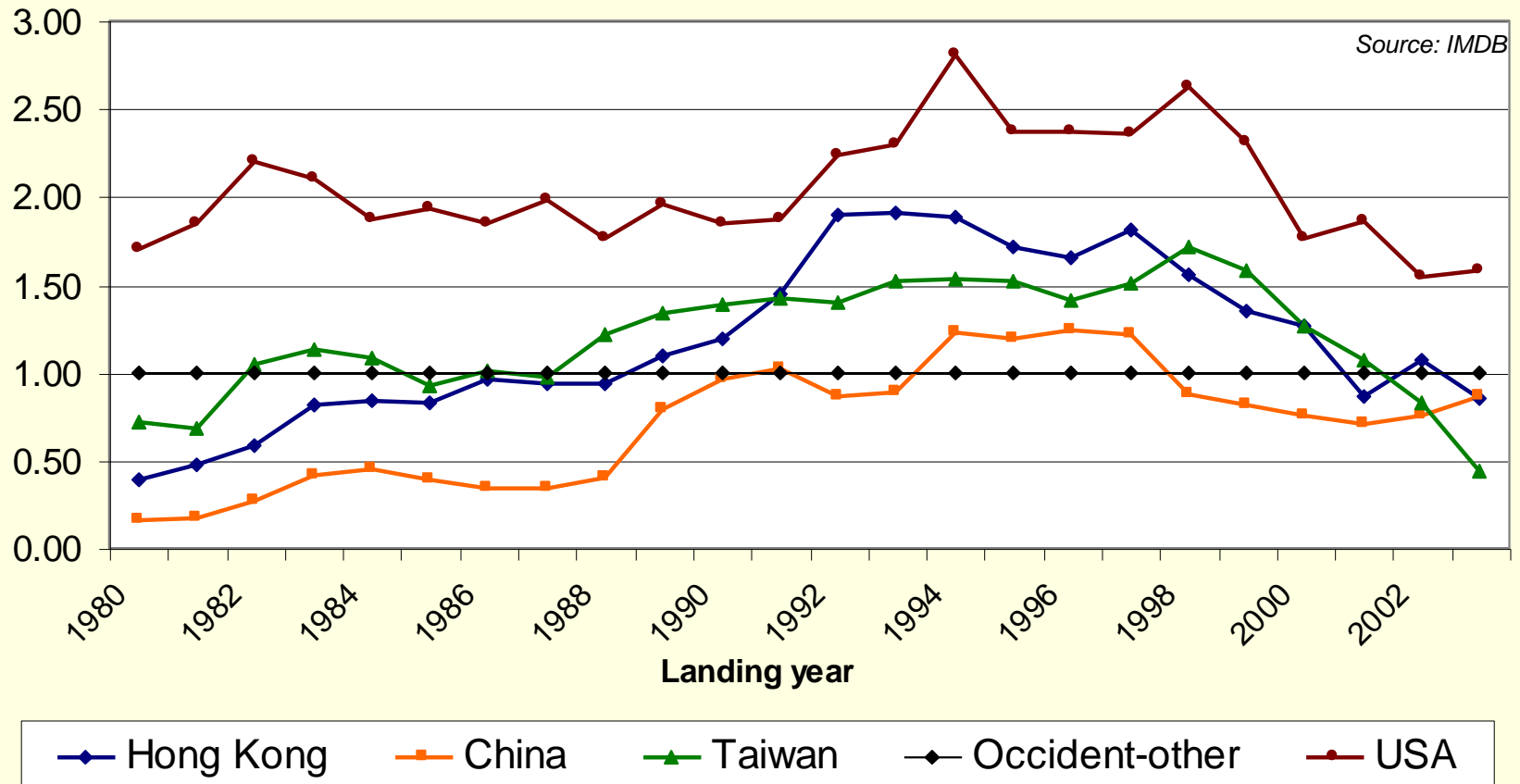





Onward Migration - Country of Last Permanent Residence, 1980-2005

- ◆ Overall, the onward migration rate for all immigrants who landed in Canada between 1980 and 2003 is 13.2% (317,695).
- ◆ Excluding the United States and Hong Kong from the analysis, the onward/return migration rate drops to 11.6%.
- ◆ Rates for the United States and Hong Kong are abnormally high, 33.9% and 21.9%, respectively while rates for the other major source countries remain below the average.
- ◆ United Kingdom and Lebanon both 20%, Brazil 19%, Taiwan 18% and “Occident-Other” 15% are also above the average.

Odds Ratio by Landing Cohort – CLPR (sub-sample)





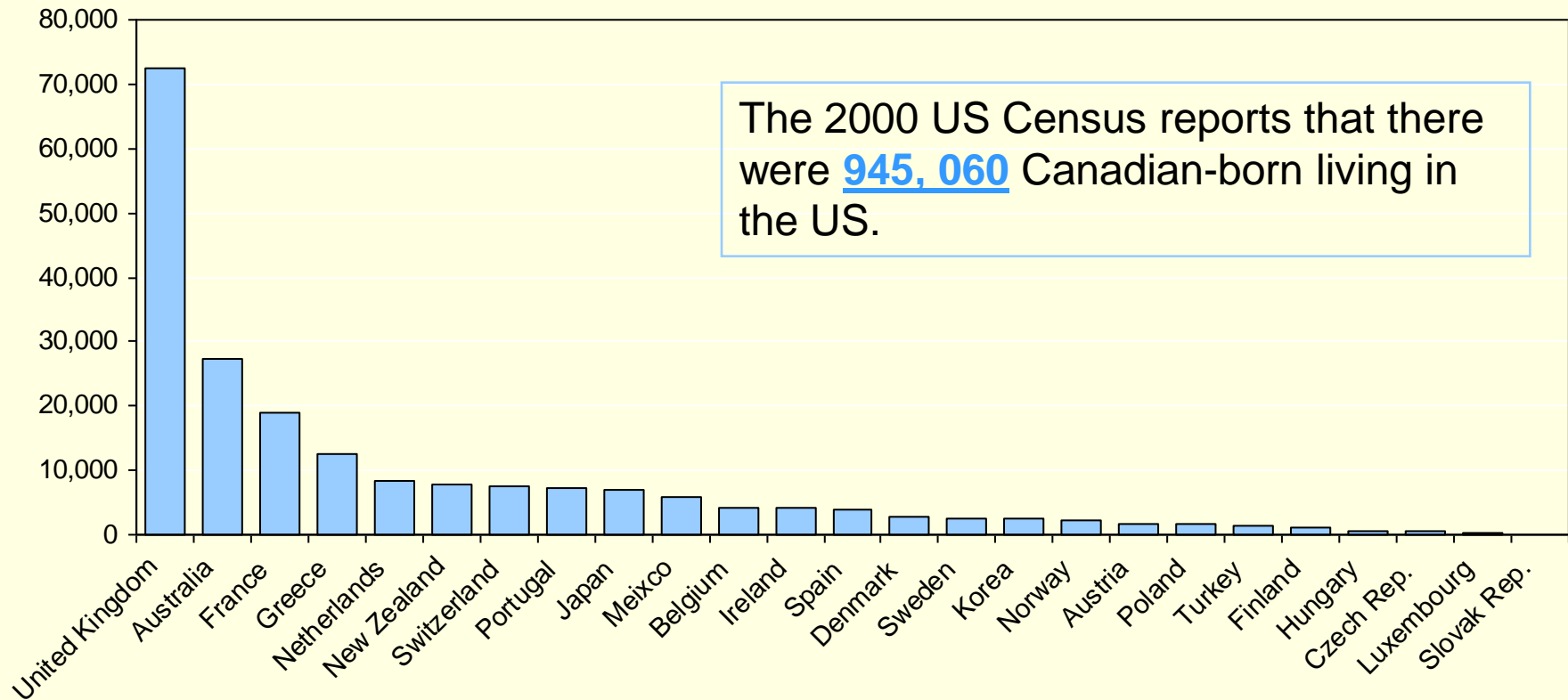
Asia Pacific Foundation – Canadians Abroad Project

- ◆ GOALS - To gain a better understanding of, and share knowledge about:
 - a) the size, country of residence and characteristics of the Canadians abroad;
 - b) the (push-pull) factors underlying the creation of the Canadian overseas community;
 - c) the economic, fiscal and political implications of growing Canadians abroad; and
 - d) Canada's possible policy responses.



Canadians Abroad – Where are they?

Canadian-born residing in OECD countries, circa 2000-2001



Source: Dumont, JC and Lemaitre, G. "Counting Migrants and Expatriates: A New Perspective." OECD, Social, Employment and Migration Statistics Working Group Paper. 2005.

“Problem” or “Phenomenon” ?

- ◆ Preliminary analysis would suggest this is more of a phenomenon than a problem
- ◆ Individuals move when presented with better opportunities or to retire in another location (both Canadian-born and immigrants)
- ◆ For Canada, motivation of those from U.S. and Hong Kong suggest they be treated as special cases
- ◆ Continued emphasis on successful labour market integration is key but a certain number of immigrants will always move on from Canada.



Annex – Definitions and Methodology

Onward migration = Reported Emigration
+ Estimated Emigration
+ Other

- ◆ **Reported emigration** - Declared on T1 tax form
- ◆ **Estimated emigration** - The whole arrival group (entire group of people on a specific application including principal applicant + dependents) disappears at the same time from the data without reporting it.
- ◆ **Other** = Disappearances – Reported Emigration – Estimated Emigration – Deaths



Annex – Definitions and Methodology

- ◆ **Disappearances** – An immigrant is regarded as a disappearance in the IMDB if he did not fill out a tax form in at least two consecutive years and does not reappear inside the observation period (The observation period begins in the year of landing and ends a maximum of 16 years after).

- ◆ **Deaths = Declared (on tax form) + Estimated**
- ◆ The estimated deaths have to observe three conditions.
 - (1) If the person is the only member to disappear within his arrival group (entire group of people on a specific applications, i.e. principal applicant + dependents).
 - (2) If the person is not a woman in child-bearing age (to add age)
 - (3) If the person is younger than 65 years

