

WODC

Labor Market Position of Resettled Refugees and Former Asylum Seekers

M.Guiaux; M.Guiaux@minjus.nl; October 28, 2008

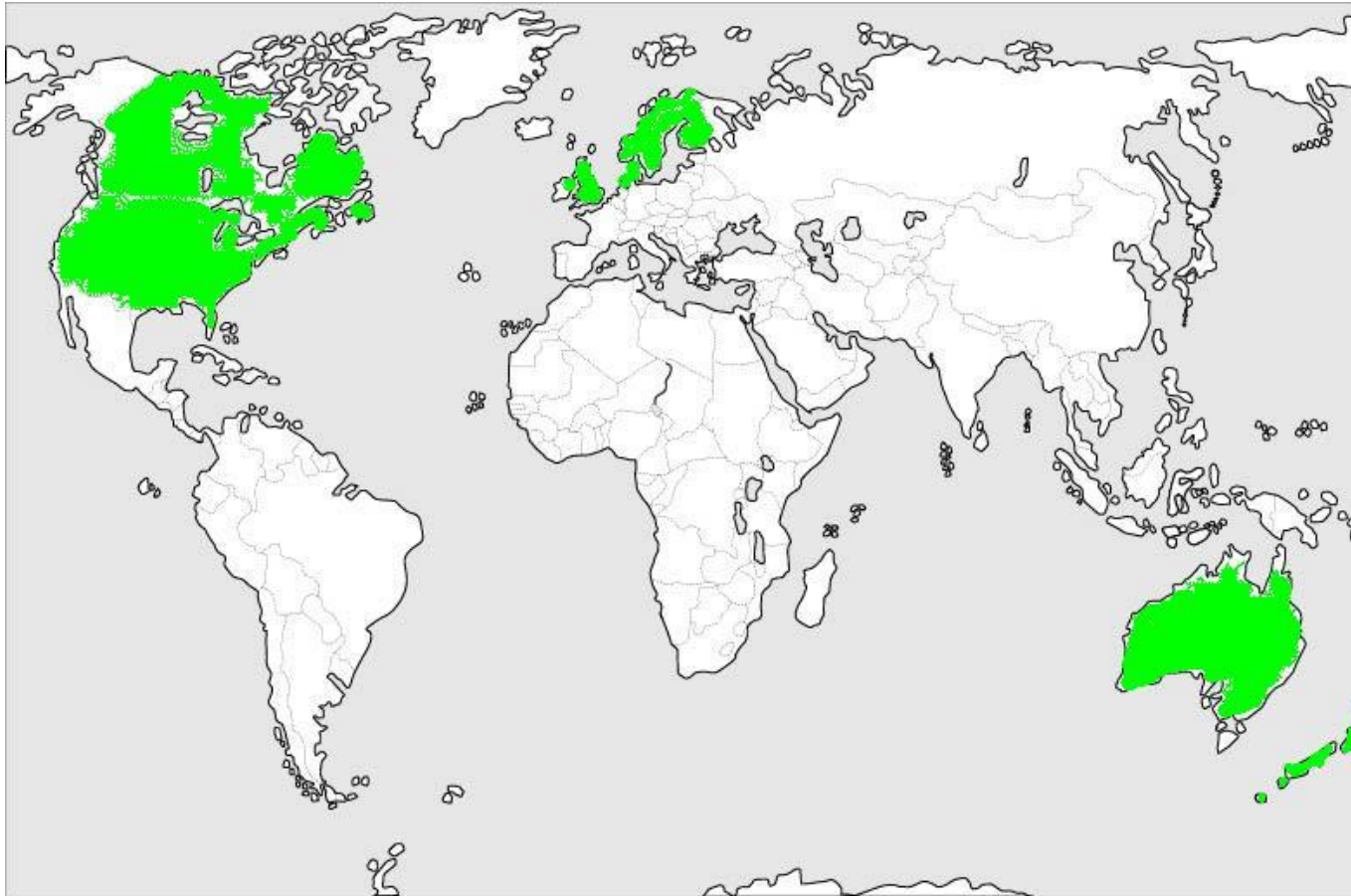
Ministry
of Justice



Research and Documentation
Centre (WODC)

Refugee Resettlement

WODC



Introduction
Resettlement policy
Statistics
Labor market position
Conclusion



Why this study?

- Invitation to resettle in the Netherlands
- Responsibility government
- But, unknown how this specific group of refugees settles in the Netherlands
- Resettled refugees vs. other refugees
 vs. other immigrants
 vs. indigenous population

WODC

Introduction

Resettlement policy

Statistics

Labor market position

Conclusion



Refugees in Netherlands

Resettlement

- Selection during mission
- Separate centre for resettlers
- Quota: 500 refugees a year
- In 2004:
1,830 resettled refugees in NL since 1994

Asylum seekers

- Asylum requests 10 to 15.000 a year
- Asylum grants 10 to 15.000 a year
- In 2004:
ca. 150,000 former asylum seekers since 1994

source: Statistics Netherlands

WODC

Introduction

Resettlement policy

Statistics

Labor market position

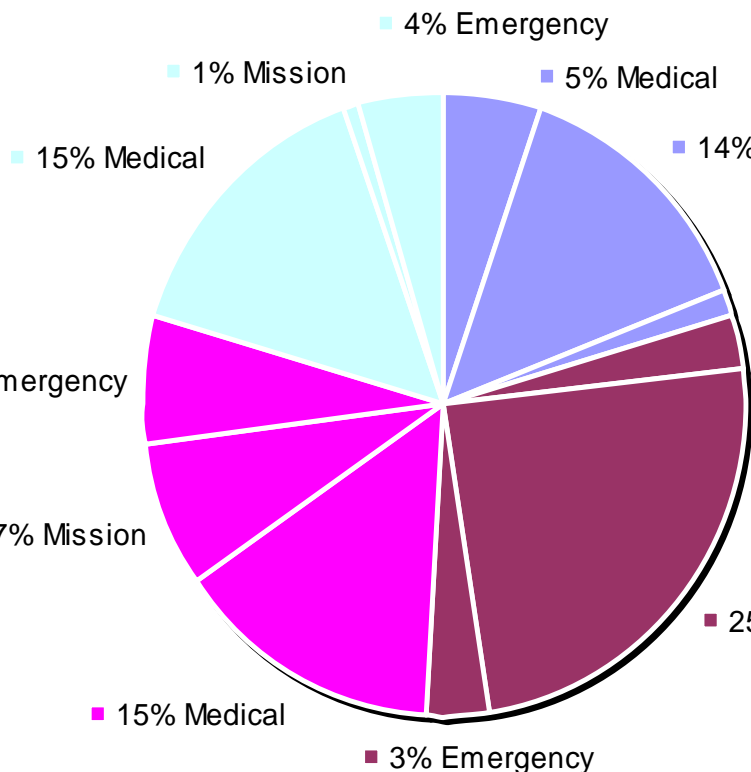
Conclusion

Why and where from? Resettled refugees since 1994

WODC

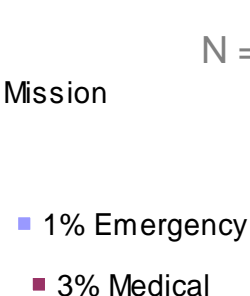
❖ Asia

N = 374



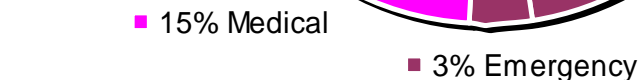
❖ Eastern Europe

N = 377



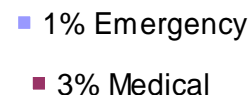
❖ Africa

N = 527



❖ Arabic countries

N = 551

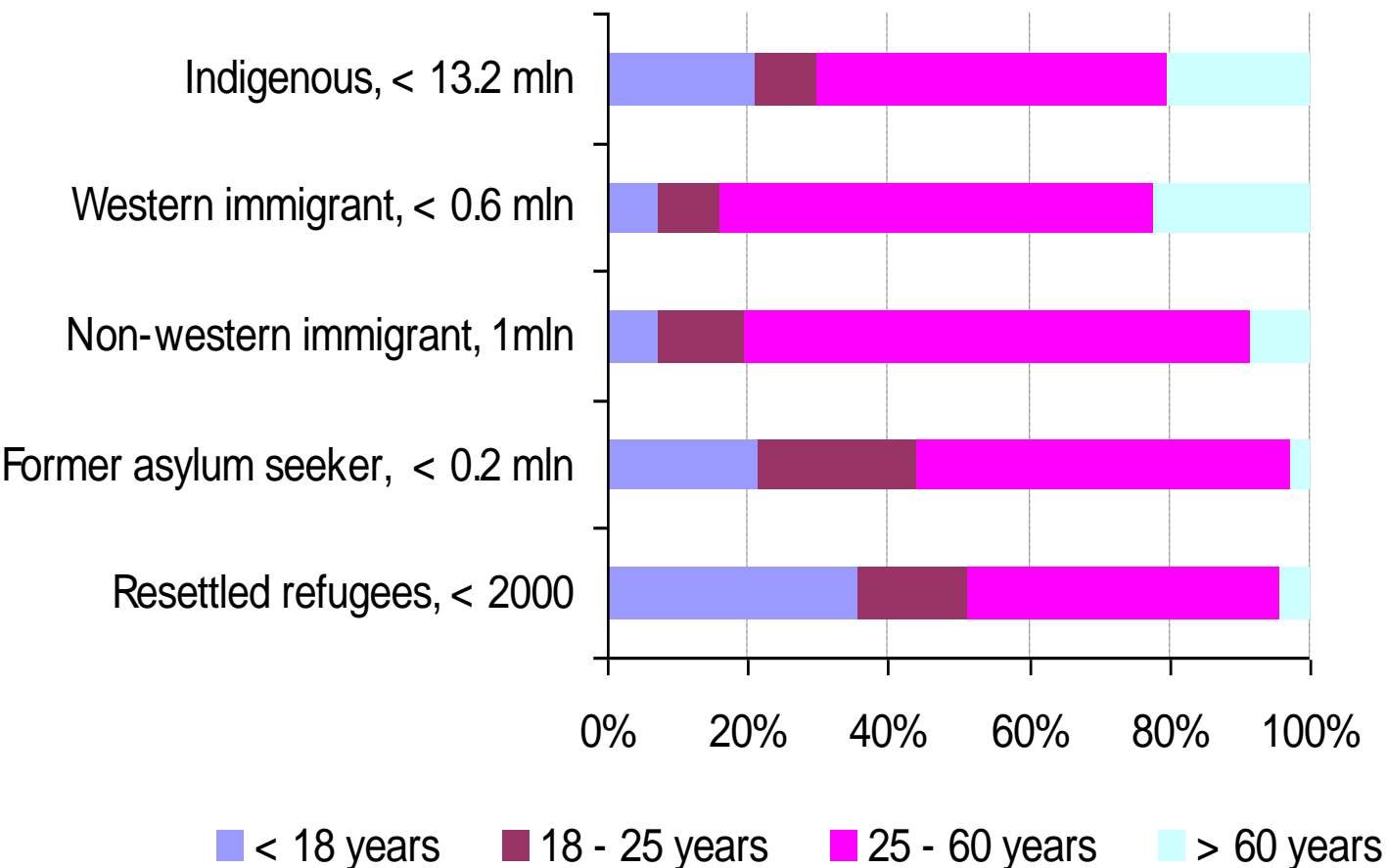


Introduction
Resettlement policy
Statistics
Labor market position
Conclusion

Other groups and age in 2004

WODC

Introduction
 Resettlement policy
 Statistics
 Labor market position
 Conclusion



Statistics in sum

Resettled refugees in the Netherlands in 2004

- Small group (1,830)
- Mostly from Arabic countries and Africa (60%)
- About half (47%) selected during mission
- Relatively young

compared with other groups in the Netherlands

WODC

Introduction

Resettlement policy

Statistics

Labor market position

Conclusion

Refugees and labour market position

- Entry category: invited or asylum seeker or other immigrant group

Sainsbury, Journal of European Social Policy, 2006

- Structural conditions: dispersal and local employment rate

Bloch, sociological research online, 2004

Aslund and Rooth, the Economic Journal, 2007

- Selection criteria: integration potential

Cobb-Clark, Economic Record, 1999

WODC

Introduction

Resettlement policy

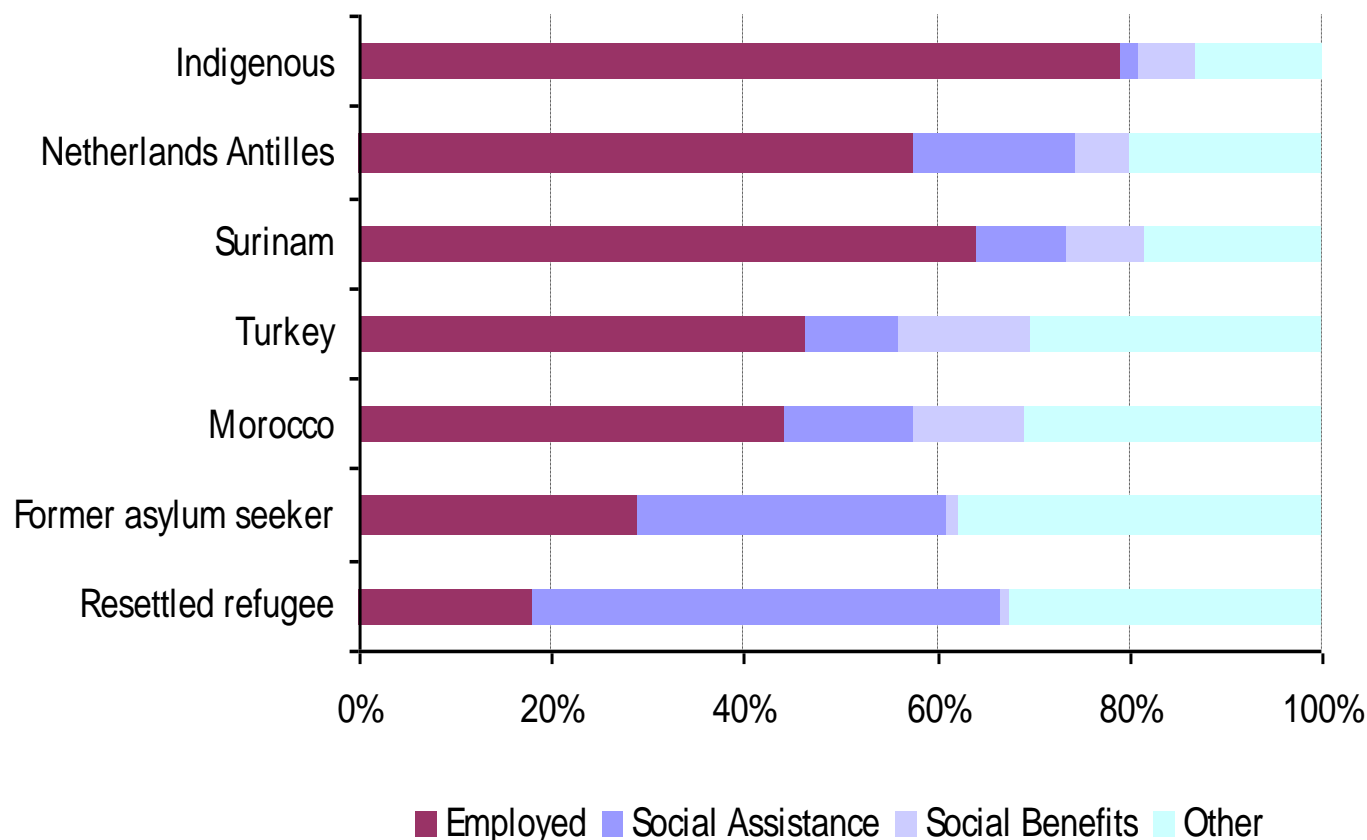
Statistics

Labor market position

Conclusion



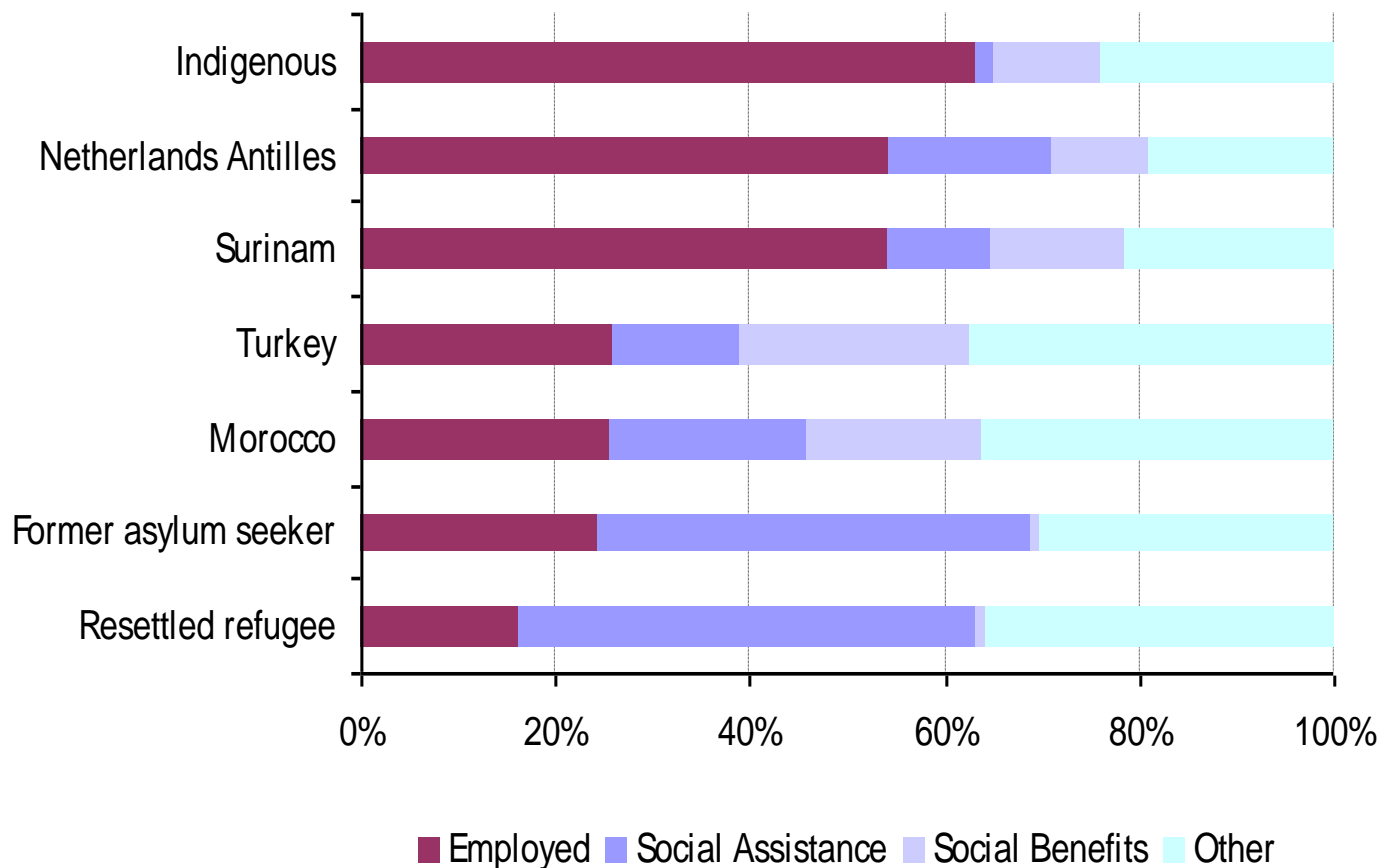
Labour market position of different groups, 25 - 40 years



WODC

Introduction
Resettlement policy
Statistics
Labor market position
Conclusion

Labour market position of different groups, 40 - 60 years



WODC

Introduction

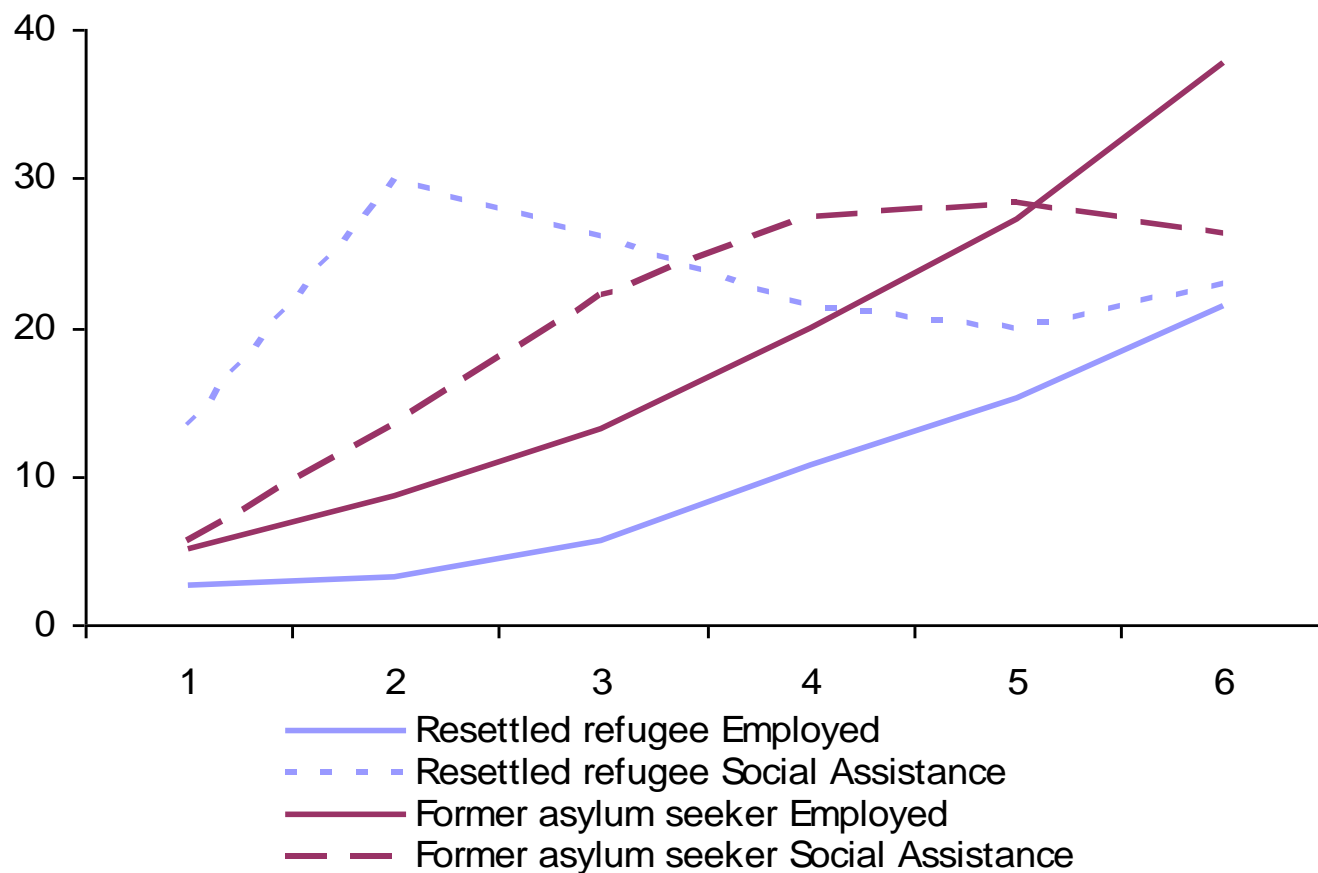
Resettlement policy

Statistics

Labor market position

Conclusion

Labour market position change with years of settlement



WODC

Introduction

Resettlement policy

Statistics

Labor market position

Conclusion

Chance of employment

	Male	Female
Other non-western immigrant	2.06	2.97
Resettled refugee	<i>0.86</i>	<i>0.93</i>
Former asylum seeker (reference group)	1	1
Origin of other n-w immigrant		
Turkey	0.83	0.38
Morocco	0.77	0.41
Surinam	1.06	1.26
Netherlands Antilles (reference group)	1	1
Origin of refugees		
Eastern Europe	<i>1.14</i>	<i>1.25</i>
Arabic country	0.8	0.72
Africa	0.9	0.74
Asia (reference group)	1	1
Employment rate in province of settlement	<i>0.85</i>	<i>0.86</i>

Corrected for age, duration of settlement, and structural and living conditions, *Italics = no sig. diff.*

WODC

Introduction

Resettlement policy

Statistics

Labor market position

Conclusion

Conclusion

- Resettled refugees and asylum seekers similar employment rate
- Refugees lower employment rate than other immigrants

WODC

Introduction

Resettlement policy

Statistics

Labor market position

Conclusion

Thank you

- Maurice Guiaux
- Research and Documentation Centre (WODC).
- Ministry of justice.

- P.O. Box 20301
- NL- 2500 EH The Hague

- T: +31 (0) 70 370 65 44
- E: M.Guiaux@minjus.nl

Report at: www.wodc.nl

WODC

Introduction
Resettlement policy
Statistics
Labor market position
Conclusion

Periods of Refugee Resettlement

1981-1998	1999-2004	2005 →
Until 1987: 250 After 1987: 500	500	500
Aliens Act	Aliens Act 2000	Aliens Act 2000
Mission	File	Mission
Central	Dispersed over regular rc	Central
6 w L & O course spec. support in some comm.	Opt. L & O course Obl. Citizenship course	4 m L & O course Obl. Citizenship course
Ministry Social Affairs	Ministry of Justice	Ministry of Justice

WODC

Resettlement policy

Quota

Criteria

Selection

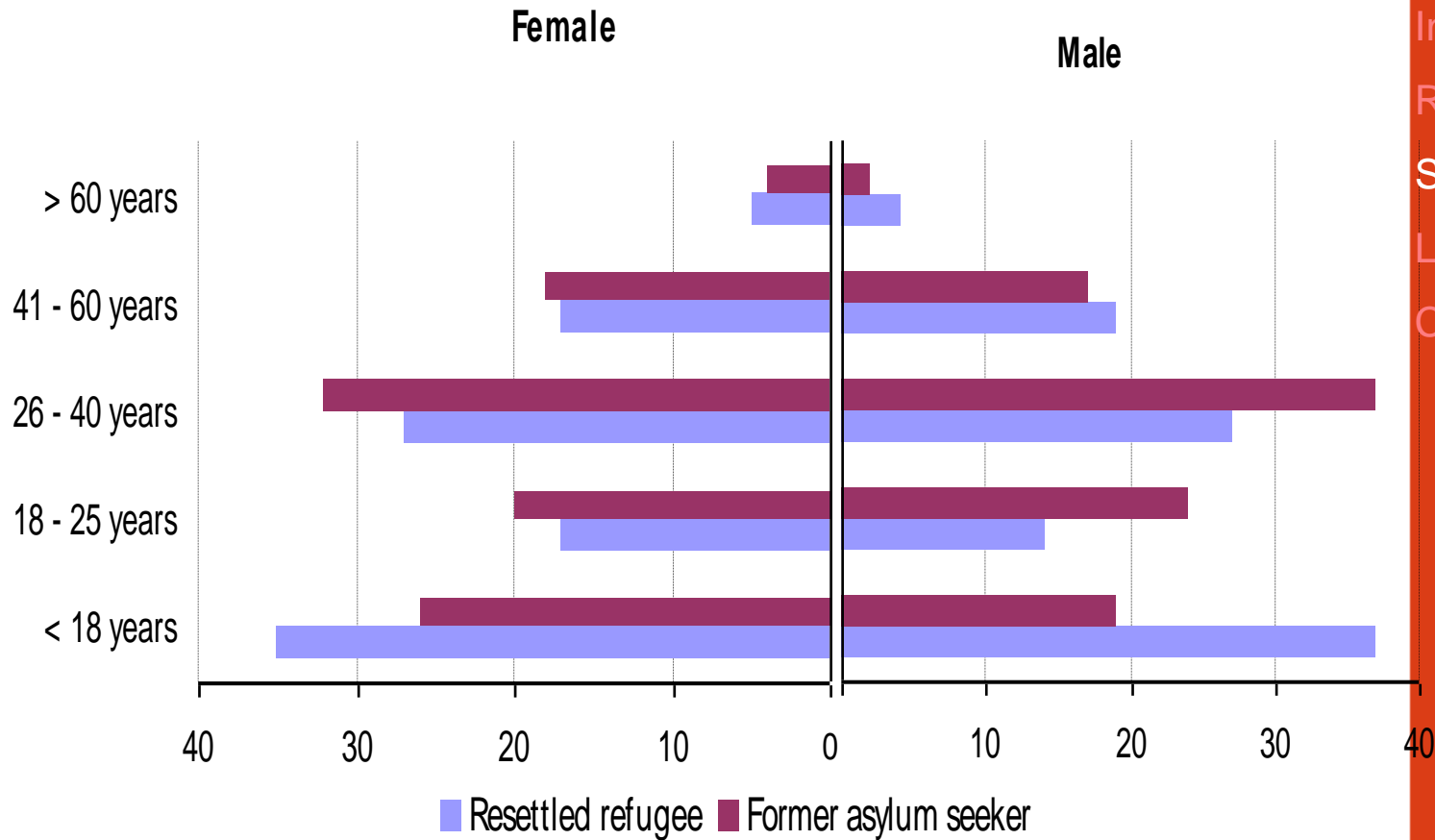
Reception

Support

Responsible

Gender and age?

WODC



Introduction
 Resettlement policy
 Statistics
 Labor market position
 Conclusion

Resettled refugees and age?

WODC

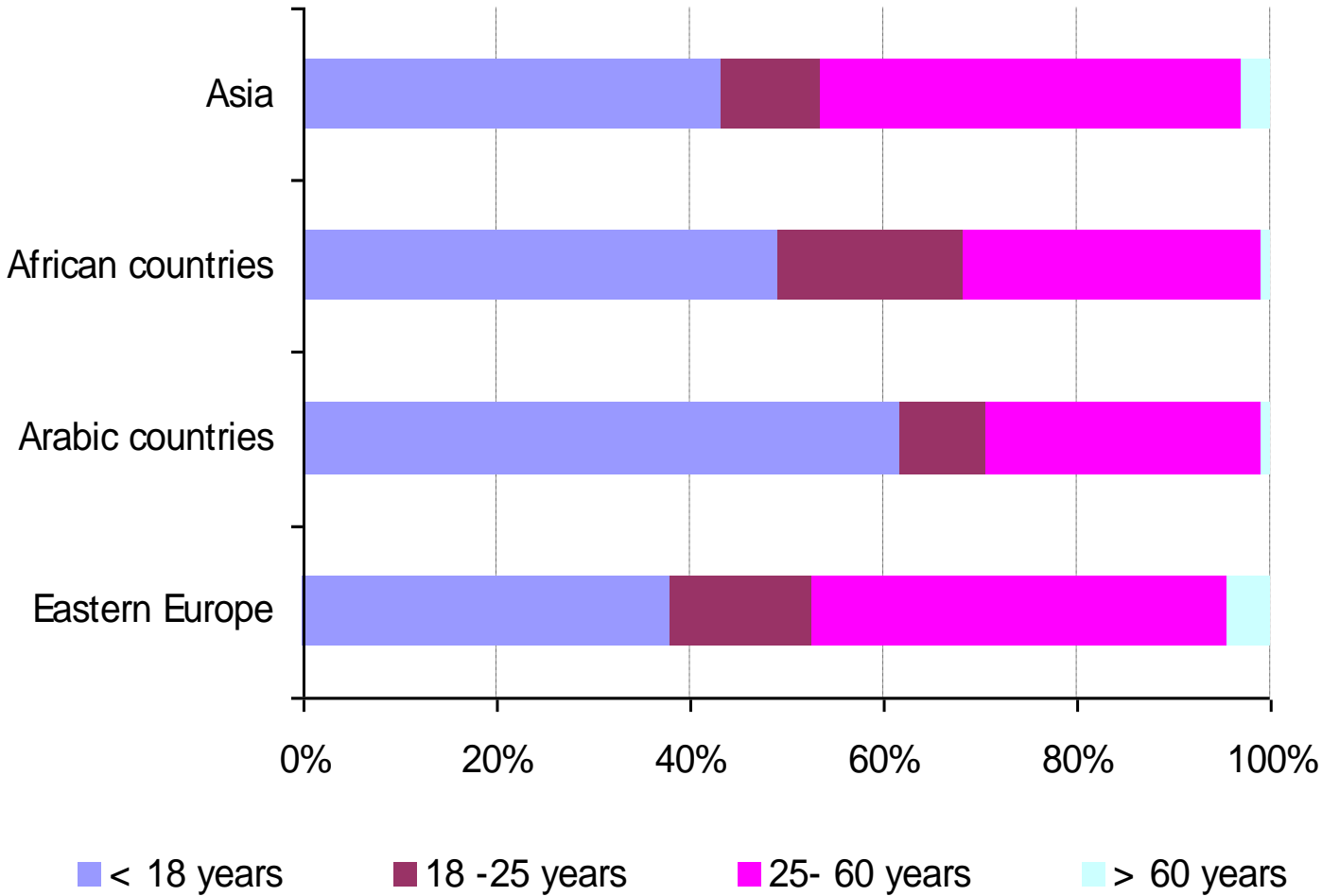
Introduction

Resettlement policy

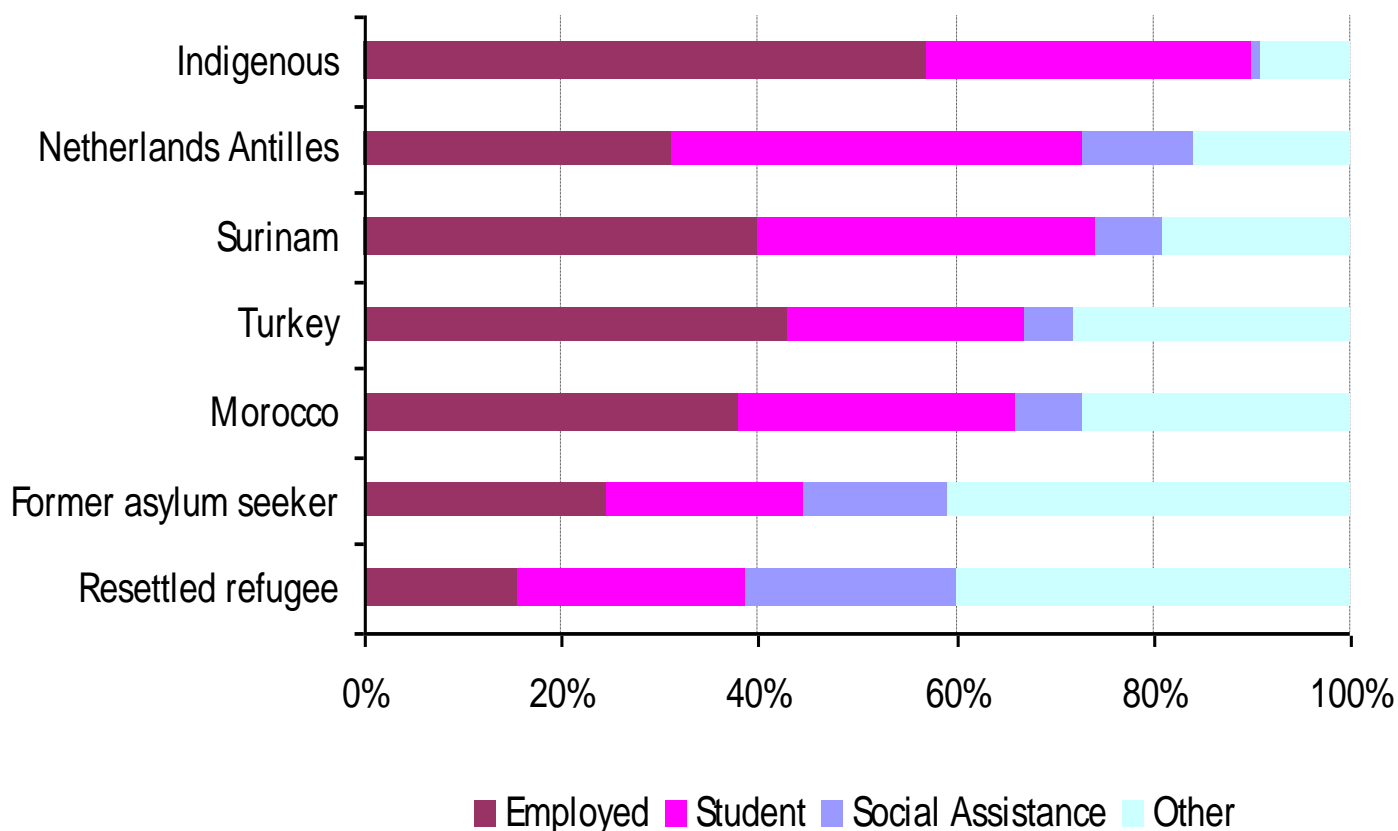
Statistics

Labor market position

Conclusion



Labour market position of different groups, 18 - 25 years



WODC

Introduction

Resettlement policy

Statistics

Labor market position

Conclusion